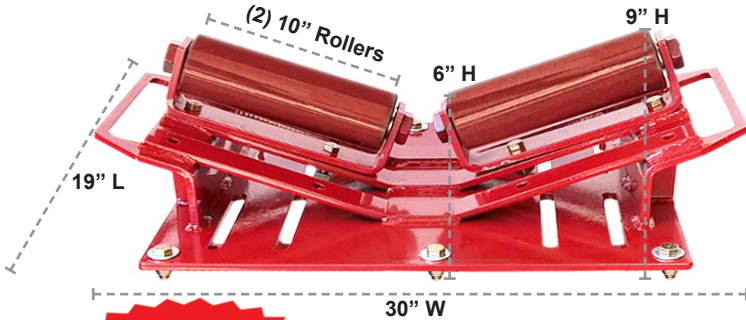




Pipe & Industrial Tools™


SPEC SHEET 4" - 48" BEAM CLAMP ROLLERS PN 2125 SERIES

PN 2125



CONVERTIBLE!
Add base for pipe launcher.

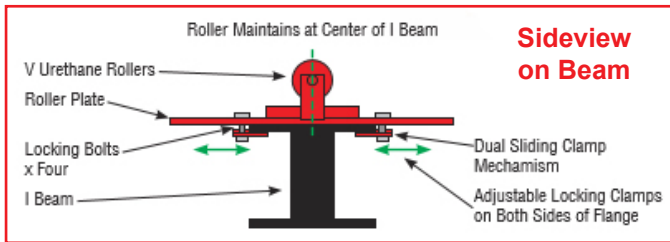
PN 2125HD



EXPANDABLE!
Add rollers to increase capacity.

SPECIFICATIONS

- Pipe capacity: 4" - 48"
- Weight capacity: PN 2125 - 10,000 lbs.
PN 2125HD - 20,000 lbs.
- Shipping weight: PN 2125 - 129 lbs.
PN 2125 HD - 179 lbs.
- Dimensions: PN 2125 - 19" L x 30" W x 6" - 9" H
PN 2125HD - 19" L x 30" W x 6" - 9" H
- Urethane over steel wheels with sealed bearings.
- 10" wheels.
- 2125: 2 wheels, 10,000 lbs. capacity
2125HD: 6 wheels, 20,000 lbs. capacity
- All wheels and housings are replaceable.
- Carry handles.
- Powder coated safety red.
- Safety harness included.
- Safety harness must be used when in operation.



PN	Description	Pipe Capacity	Weight Capacity	Shipping Weight	Dimensions (inches) L x W x H1-H2
2125	Beam Clamp Roller (Two Rollers)	4" - 48"	10,000 lbs.	129 lbs.	19" x 30" x 6" - 9"
2125HD	Beam Clamp Roller HD (Six Rollers)	4" - 48"	20,000 lbs.	179 lbs.	19" x 30" x 6" - 9"